

## GCG Sunday School - 18 May 2025

### Lesson Outline



**Lesson:** Whom will we trust?  
**Passage:** Isaiah 36-37  
**Big Idea:** The Lord keeps his promise to save those who trust in him.  
**Main Aim:** Be brave and trust the Lord's promise to save.  
**Key verses:** Isaiah 36:4, 15; 37:20, 35-36

**Please pray** for the lesson preparation, that God's word would feed us and the children.

**Laptop/tablet + speaker:** Unless you are at the Greenwich service, you will need to bring a device to play any media. If needed, Jonny can provide a **laptop and Bluetooth speaker**. 😊

**Additional resources:** [Isaiah Overview talk: Training for Grace Group leaders](#)

**Passage info for leaders: (Lesson Overview on page 3)**

#### Isaiah Overview

701BC is the key date for Isaiah: when the Assyrian army arrives at Jerusalem and is destroyed.

Chapters 1-35 The army is coming. It will destroy everything, but Jerusalem will be saved.

Chapters 36-39 Those exact events happen. The army is destroyed at the gates of Jerusalem.

Chapters 40-66 The future will look a bit like the past:

Coming universal judgement, with those who trust in the Lord being saved.

*Chapters 1-39 are written about the past, so that we'd trust the Lord for the future: chapters 40-66.*

#### Passage Overview

The biggest army in history has arrived at the front door. In whom will you trust to be saved?

Two cycles:

- |   |                        |
|---|------------------------|
| 1. The Assyrian army flexes - In whom do you trust? | <i>Isaiah 36:1-22</i>  |
| 2. Hezekiah prays - Trusting in the Lord.           | <i>Isaiah 37:1-4</i>   |
| 3. Isaiah speaks - Assyria are going down.          | <i>Isaiah 37:5-7</i>   |
| 4. The Assyrian army flexes - In whom do you trust? | <i>Isaiah 37:8-13</i>  |
| 5. Hezekiah prays - Trusting in the Lord.           | <i>Isaiah 37:14-20</i> |
| 6. Isaiah speaks - Assyria are going down.          | <i>Isaiah 37:21-35</i> |
| 7. Assyria smashed.                                 | <i>Isaiah 37:36-38</i> |

*For them then*

The Lord can be trusted to save you, even from the most scary situation possible.

*For us now*

Same! He saves us even from death by Jesus' death and resurrection.

#### The Age Ranges

**Sailors: Ages 3-6**






**Officers: Ages 7-11**

CW (average age 4-5 years) - Prepare the lesson for **all ages**.

Then separate **Sailor** and **Officer** groups for **Heart & Hands** teaching.

GR and EC - Personalise **all material** for the Sailors or Officers.

## Lesson Overview

Get Going ~3 min + Song	Bible Talk ~10 mins	Heart & Hands ~30 mins	Catechisms ~10 mins	Land the Lesson
				
Welcome & Pray Intro Idea Song	The Big Idea The Main Aim	Craft/ Worksheet Further teaching Memory verse	Practice Together	Recap Pray Extra Fun Time



### Get Going

Welcome, Pray, Introduction idea & Song

At GR and EC the [Sailor Leader](#) will lead the “Get Going” section, by default.

### Welcome and connect briefly with the children

- Ask a fun question, showing we're interested in their lives. Such as:
  - What's the best/ most fun thing you did yesterday/ this morning? Highlight/lowlight?
  - What was the tastiest food you ate? The smelliest thing you smelled?

### Prayer by the leader

- Help us to listen carefully to what God has to say to us today, and to have fun.

### Rules Reminder

- We listen to the leader.
- We love our neighbour.

### Intro Idea - Introduces the theme of the passage with “Intro” Powerpoint slides.

- Ask the children - What do you trust to keep you safe?
  - You're sitting down      Chair
  - You're crossing the road.      Parent/carers' hand.
  - You're in the car      Seatbelt.
  - You're building a house      Hard hat.
  - A horrible army is coming to get the Israelites.      The Lord kept them safe.
  - Death.      Jesus keeps us safe.

Link: Introduce the [Big Idea](#)

**Sing** - If needed, talk through the words and actions before singing.

Who is this man? - [Who Is This Man? // Emu Kids](#)

Start at 50 seconds in. Come up with some actions this week, I'll make a video soon.

**GR & EC** - Split into **Sailor** and **Officer** groups for the remainder of the session.

**CW** - Remain together.



## Bible Talk

Teaching the Big Idea & Main Aim.

Using the ICB translation: International Children's Bible.

Available at: [Bible Gateway](#)

*Keep it clear and snappy. Maybe come up with a catchphrase for the week.*

*Have a Bible open throughout to show that we're teaching from God's word, and not from our heads.*

*Think of ways to make the Bible talk engaging. Ideas are further down.*

**Key Verses - Isaiah 36:4, 15. 37:20, 30, 36**

**Lesson Points** - Arriving repeatedly at the Big Idea.

Today is a Sceptics Week lesson. I'd recommend running through the gospel outline using the laminated pictures in the box. Pictures are also on the G-drive.

The biggest army ever has arrived at the front door.

In whom will they trust to be saved?

1. The Assyrians say, "Don't trust the Lord!"

*Isaiah 36:4, 15*

They're so huge. They've destroyed everything in their path.

The Assyrian leader shouts to the Israelites, "Who will you trust to save you from us?"

Your King Hezekiah, telling you to trust the Lord? He's rubbish.

The Lord? He's rubbish.

Trust in me! We'll be friends and I'll give you lots of nice things. *Verse 16.*

This would be so scary for the Israelites!

The Assyrians are mocking the Lord.

Every other country has been destroyed by them, along with their "gods".

It would be so easy to stop trusting the Lord.

2. King Hezekiah prays to the Lord. He trusts him.

*Isaiah 37:20*

He knows the Lord isn't just another "god".

He's the one true God. He is powerful to save.

So Hezekiah asks the Lord for help.

He doesn't trust his own strength to defeat them.

Or in Assyrian army to become friends with them.

3. The Lord can be trusted: He smashes the Assyrians.

*Isaiah 37:35-36*

Isaiah promises that the Lord will save his people.

And the Lord smashes the Assyrians. Just like he said.

4. For us today. We can trust the Lord to save us.

Even the scariest thing possible: death.


Jesus has died and risen again, so we can know that he will keep us safe.

### Brief application - The Main Aim expanded.

- **Sailors** State the Main Aim application and expand it a bit.  
This is how it's right to think/ act/ talk/ feel.  
For home/ school/ church.
- **Officers** Ask questions to arrive at the Main aim application.  
How does this help us think/ act/ talk/ feel differently?  
What about at home/ school/ church?

### Teaching ideas - Ask Jonny if you'd like more ideas.

- In the Bible talk, I'd recommend using the teaching images to get the big points clear.
- Isaiah series picture. Find it laminated in the box. Use it to give an Isaiah overview each week: Isaiah is surrounded by people trusting in themselves, idols and money to save them. No! He says. Trust in the Lord alone to save you!



- Isaiah has a lot of picture language. Bring out the *images* and the *tone* by acting/storytelling: **You may want to source extra props, Jonny can help.**  
Here are some ideas for scenes,
  - The army arrives at the gate. The scared Israelites.
  - Hezekiah praying.
  - Isaiah promising salvation, and the Israelites waking up to see the Assyrians all dead.
- Ask questions when teaching, adapting them for the children in your group, such as:
  1. How would you feel if you were an Israelite?  
Why was this so scary?
  2. What does Hezekiah ask for? How much does he trust the Lord?
  3. How does the Lord show he can be trusted?
  4. When do we have scary times? When can we trust the Lord through them?  
What is the scariest thing possible? How do we know the Lord keeps us safe even then?
- **Sailors - More question ideas:** What noise/ smell do you think it made? How many stars did he see? Have you ever seen that before? How did he feel? What face would she have made?
- **Sailors - More teaching ideas:** Make actions to copy at certain points, act it out with costumes and scenery, go for a walk around the room, use Lego/Playmobile figures.
- **Officers - More question ideas:** Why do you think he did that? What did she get right/ wrong? What would you do in his situation?

- **Officers - More teaching ideas:** Act it out, have them draw scenes, shout out the best thing they see in the passage, make a puppet show using paper and card, go for a walk, use Lego.



## Heart and Hands

More on the Big Idea & Main Aim with activities.

**Table Activities - Craft or worksheet** - Spares go to the Eltham service.

- **Sailors**      *Craft.*  
*Cut, stick/fasten, colour. Chat about how it relates to the teaching point.*
- **Officers**      *Worksheet.*  
*This is a guided form of Bible study, to help them learn how Bible studies work.*  
*The sheet progresses from easy questions, to harder questions.*  
*Help them find answers in the Bible and think about the passage.*

## Further Teaching

An opportunity to reteach the same Big Idea & Main Aim with:

- Act out the passage/ recap main point using the craft/worksheet.
- Do a drama based on the Main Aim. For example, the children make up a drama about someone who used to be worried, but is now comforted because God knows them completely.
- Discuss application.

The New City  
Catechism

for Kids



## New City Catechism

### Practice Together

What is this? Tim Keller Introduces the New City Catechism

Why do this? Why We Should Catechize Our Children

## This week - Question 10.

- Open up the Catechism of the week.  
Practice saying it with the children. Some might have learnt it at home to say it with less help.  
Talk about difficult words and ideas.
- **Sailors**      *Use Children's Mode and the songs to learn:*  
 Q1 What is Our Only Hope in Life and Death?
- **Officers**      *Use Children's Mode where necessary.*  
*You could make up a rhyme or rap to learn it.*  
*Or make up a game of trying to remember it: In a circle, one word each.*



## Land the lesson

Bring everything together: Recap, prayer and game.

**Recap** - Use the craft/ worksheet to remind them of the Big Idea & Main Aim.

**Pray** - Encourage the children to pray with you about the Big Idea and Main Aim. They could **thank/praise God** for it or **ask for help** in believing it.

- **Sailors**      You could suggest “Popcorn prayers” - really short prayers.  
Or “Arrow prayers”- We all shoot up like an arrow at the end.  
Or you could try the idea we use with Officers.
- **Officers**      You could pass an object, like a Bible, around the room.  
When a child receives the Bible, they can choose to pray in their head or aloud.

**Game idea** - Feel free to play something different!

- **Sailors**      Something fun, check the G-drive.
- **Officers**      Something fun, check the G-drive.

**Time fillers, Games and Music** - Check the G-drive

- I often play something from: <https://www.youtube.com/@thebiggeststory>
- A Spotify playlist of Sunday School songs can be found in the Term Overview Document.

**Sign out** - Give each family a Take Home Sheet

- Sign out with Check-In.